

FUNCTION AND FANTASY

Steven and William Ladd

Student Scrollathon

Exhibition

FUNCTION AND FANTASY - Steven and William Ladd
On view through June 1, 2014

MIN
GEI
INTERNATIONAL
MUSEUM

Grade Level and Curriculum Connections

Adaptable to Grade Level

K-12: Color, Shape, Collaboration

3rd-6th: Sustainability, Upcycling, Recycling, Found Materials

7th-12th: Storytelling, Memories

Project time

45-60 min

Materials

- Recycled fabric and belting
- Plastibands or rubber bands
- Pins (optional)
- Something to frame final piece (shallow box, frame or foam board)

Material Alternatives and Resources

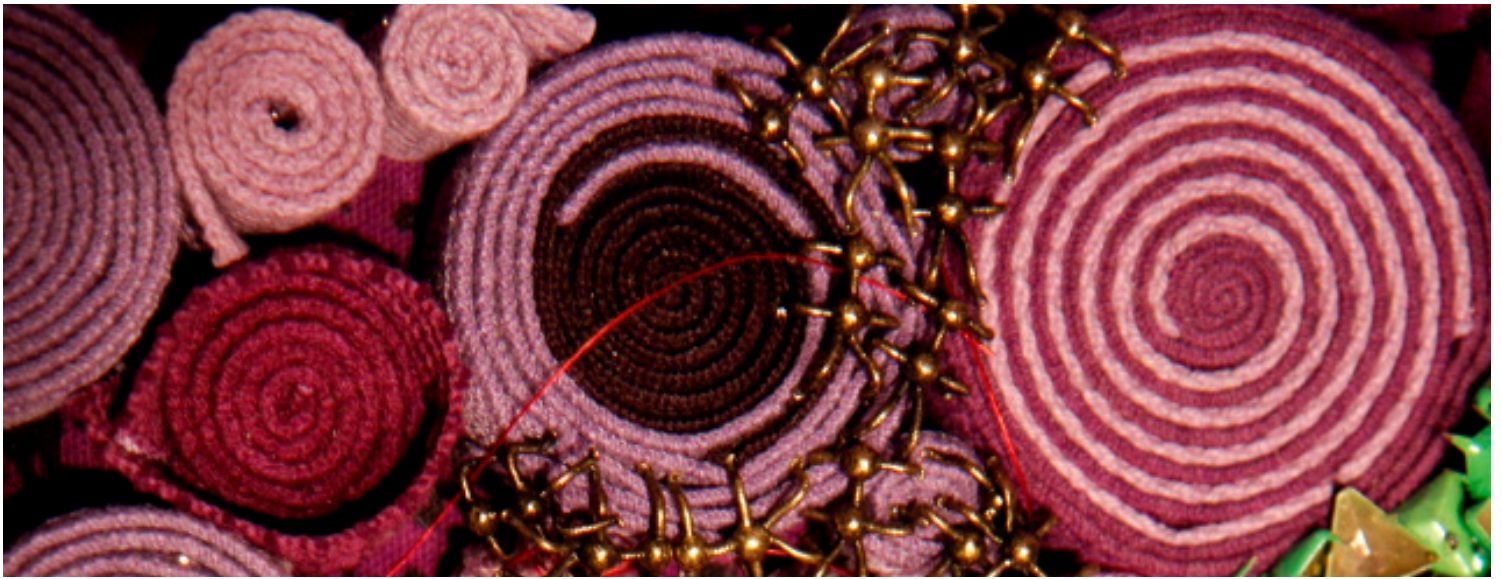
- Use recycled paper and glue as an alternative to fabric
- Visit Reinterpret.org to pick up recycled materials for teachers in San Diego
- Visit your local thrift store for used sheets and clothing that can be repurposed.

Prep

- Collect fabric and tear into long strips, roughly about 1 inch wide, 3-4 feet long
- Fabric can be recycled material gathered from home or thrift shop

Vocabulary

- **Scroll:** a tightly wound, secured strip of fabric.
- **Upcycle:** reuse (thrown away objects or material) in such a way as to create a product of a higher quality or value than the original.
- **Sustainability:** involving methods that do not completely use up or destroy natural resources.
- **Collaboration:** the action of working with someone to produce or create something.



Project Background and Description

Collaborators for over a decade, the work of brothers Steven and William Ladd is a mix of craft, fashion, design and art. Their work is inspired, in part, by the physicality of the materials they choose to work with, such as beads, twill tape, metal fittings and fabric. The result is complex, labor intensive, meticulous, even obsessively-patterned but work that is abstractly referencing their memories of growing up in St. Louis.

Their hand sewn boxes contain carefully constructed environments related to these shared memories of family life. When closed and stacked, the boxes become sculptural Towers, majestic works of art, at rest until the Towers are dismantled and contents revealed in landscape formations. The landscapes are composed of found materials the brothers have sewn, beaded, scrolled, rolled or stacked, creating tightly organized settings that reference moments from their lives.

This project will focus on one aspect of the brothers work, scrolling. A “scroll” is a tightly wound strip of fabric secured with a pin (or rubber band). Through their collaborative work, the Ladd’s have developed a unique social project termed a “Scroll-athon” where they engage communities of all ages and social backgrounds to create original works of art while leading a discussion on their values and encouraging participants to think about their own values. Through making a “scroll” participants are introduced to two major themes in their work, collaboration and sustainability. The scrolls are made from found materials, in an effort to demonstrate how these materials, once destined for a landfill, can have new life as a work of art.

Objectives

Students will:

- Discuss textile and/or material waste and its effect on the environment
- Describe and analyze the elements of art (color, shape/form, line, texture, space, value)
- Work together to create a collaborative project
- Use recycled/upcycled materials to create an original work of art

Procedures

1. Bring your students to Mingei International Museum and view the Function and Fantasy exhibition. If you are not able to visit the exhibition contact the Education Department about receiving images of the work to show in your classroom.
2. Remind or introduce students to Steven and William Ladd's Values. What do the Ladd's values tell us about who they are as artists, brothers and people? Why is collaboration so important?
Spend your life doing what you love. Be focused and discipline. Collaborate.
3. Explain to students that they will create their own project inspired by Steven and William's scroll work. Explain to students what a scroll is.
4. Explain to students that Steven and William Ladd use recycled fabric and belting to create their scrolls. Why do you think using recycled materials is so important to them? How does the use of recycled materials change the way you perceive their work?
5. Students will now create their own scrolls using recycled/upcycled materials. Use the directions below to lead them in creating their own scrolls. Each student should create two scrolls, one for themselves and one that will become part of a collaborative class piece. For their personal scroll each student should pick any colors they want. For the collaborative piece, have the class decide on a few colors that they would like to use in order to create a uniform final work with balance created by like colors.
6. When all of the scrolls have been created take the ones created for the collaborative work and place them inside of sunken surface, a box of some kind is ideal. With any extra space roll small scrolls to fill in the spaces.


The finished product will look something like this:



Making a Scroll


1.

Take a strip of fabric and pinch the end.



2.

Tightly roll the fabric into a coil.



3.

Add an additional fabric color by overlapping the new end of the new fabric about an inch over the first fabric (underneath) and roll the new color over the coiled scroll.



4.

Add 2-3 colors to your scroll and wrap it with a rubber band to hold it in place.



We would love to see pictures of your completed scrolls!

Additional Resources:

www.stevenandwilliam.com/

mingei.org

Reinterpret.org

Contact:

Questions or comments? Please contact us.

Education Department

education@mingei.org